



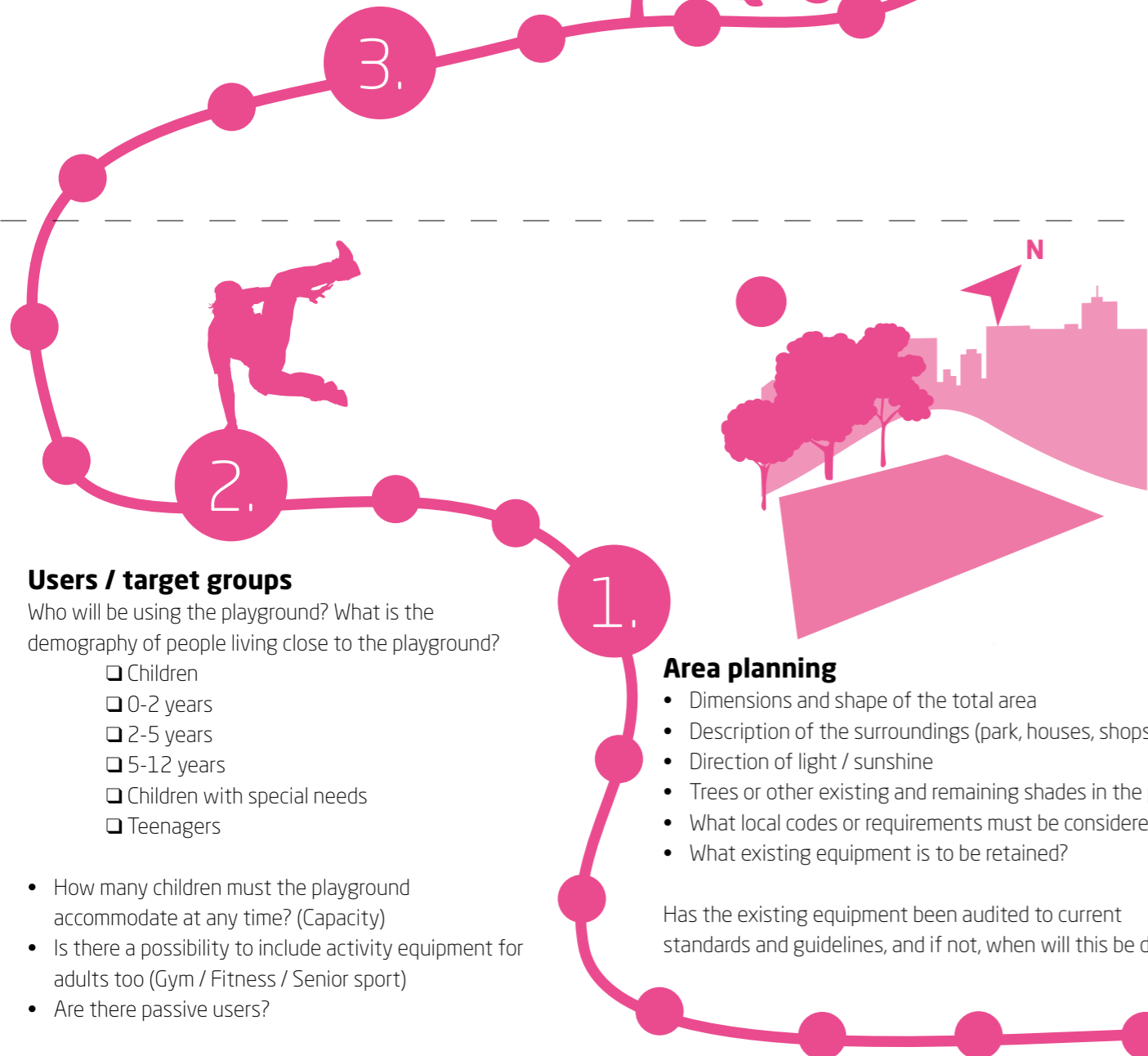
Theme of the playground

Is there a story that could inspire in the design or product selection? = theming



Budgeting

In public parks the budget is normally allocated based on the knowledge and feasibility studies by city officials. If the development costs exceed the budget, it may be advisable to revise the plan to build the project in phases instead of reducing the scope of the playground.



Users / target groups


Who will be using the playground? What is the demography of people living close to the playground?

- Children
 - 0-2 years
 - 2-5 years
 - 5-12 years
 - Children with special needs
 - Teenagers
- How many children must the playground accommodate at any time? (Capacity)
 - Is there a possibility to include activity equipment for adults too (Gym / Fitness / Senior sport)
 - Are there passive users?

Area planning

- Dimensions and shape of the total area
- Description of the surroundings (park, houses, shops? etc.)
- Direction of light / sunshine
- Trees or other existing and remaining shades in the park
- What local codes or requirements must be considered?
- What existing equipment is to be retained?

Has the existing equipment been audited to current standards and guidelines, and if not, when will this be done?



Start with the "must" products / functions

- Enough swings, baby / normal seats
- Birds nest swing
- Springers for single and multiple users
- Slides, different heights: low / high
- Climbing frame
- Carousel
- Play panels on towers (for toddlers)
- Sandbox (big enough or several boxes)
- Balancing equipment
- Hide and seek - playhouses
- _____

Equipment:

Variable play functions / physical

- | | |
|-----------------------------------|---|
| <input type="checkbox"/> Climbing | <input type="checkbox"/> Hiding |
| <input type="checkbox"/> Crawling | <input type="checkbox"/> Balancing |
| <input type="checkbox"/> Sliding | <input type="checkbox"/> Jumping and bouncing |
| <input type="checkbox"/> Swinging | <input type="checkbox"/> Walking and running |
| <input type="checkbox"/> Rocking | <input type="checkbox"/> Spinning |
| <input type="checkbox"/> Hanging | <input type="checkbox"/> Aerial runway (Cableway) |

✓ Playground Checklist



Equipment:

Variable play functions / Sensory

- Tactile
- Auditory
- Visual
- Interaction with natural features
- Cozy places

7.



Is the playground design inclusive?

Remember to choose activities for different levels of ability



8.

Equipment:

Variable play functions / Social

- Cooperative play
- Social interaction
- Dramatic & imaginative play
- Space for "loose parts" & free play

Grand opening

Arrange music, performances, balloons. Invite families, children, press, guests of honour to the opening event of the park. Make them feel at home, and they will become regular visitors to the park, and will also take a good care of their "livingroom outdoors".



14.


Installation

Make sure the equipment is assembled and installed by professionals. Do not forget to schedule for regular inspections of the park.

- Accessibility for maintenance and groundwork machines
- Service routes during the installation
- Contact person and their contact details for possible questions

The installation team will appreciate this information:

- Photo of the area
- What is the ground like (asphalt, sand, grass, forest etc.)
- Timetable for the installation



13.

Installation of a playground:

1. basic site preparation
2. equipment installation
3. surfacing installation


Variable park essentials

- Tables
 - Children, Adult, Senior, Inclusive
- Benches, chairs
 - Children, Adult, Senior, Inclusive
- Litter bins
- Ash trays
- Bike stands
- Pergola
- Gazebo / Shelter
- BBQ grill
- Plant boxes
- Leaning rails
- Dog park / station


- Is fencing needed
- Prevent children from running to the road
 - Noise wall
 - How high / how closed the fencing should be

- Other:
- Ball game, baskets, football goals
 - Multisport arena

- In any park, the minimum should be:
- 2 benches: one in the sun, one in shadow
 - 1 litter bin
 - 1 bicycle stand, min. for 4 bikes



9.



Info signs

Info signs according to standard SFS-EN 1176-7

1. Emergency phone number
2. Park maintenance phone number
3. Name of the playground / park
4. Address of the playground / park
5. Other essential information

10.



11.

Safety surfacing

- Artificial grass
- Safety tiles
- Wood chips
- Grass
- Gravel
- Sand
- Bark
- Unitary surfacing (pour in place)

Budgeting the safety surface:

- preparation of the site
- installation of the safety surface

The type of surfacing material may have a significant impact on the cost of the playground over its life cycle.

12.

Other points to remember when planning

- Lighting
- Entry and exit points
- Walkways
- Seasons
 - Can a football field be a skating rink in the winter?
 - Is there space for (temporary) snow storage?
 - Etc.

